

CL-1022 Architectural LED Wall Sconce, Front Panel with three optional Illuminated Design Patterns. Available in many Finishes. CL-1022 is designed to enhance Interior or Exterior applications, Hotels, Restaurants, Hallways, and other Architectural Buildings.

- 10 Year/100,000 hour limited warranty.



**FEATURES**

- Energy Savings: Over 66% compared to HID light sources.
- Improved lumen maintenance.
- Available in: Down light, UP/Down Light. Optional: Decorative Front Square or Decorative 4 Square Cutout Design.
- Utilizes high efficient Lumiled LED's.
- Operating temperatures: -30°C ~ 60°C.
- Driver: Constant current, 120~277v or 480v
- 10Kv Surge Protector. (standard)
- 0-10 Dimming Driver, Photo Cell or Wireless Controls. (Optional)


**CONSTRUCTION**

- Housing is Heavy-Gauge Aluminum.
- 3 Mil Powder Coating finish. (standard).
- Frosted Acrylic Lens. (FAL) (Standard)
- Silicone Gasket to Prevent Leakage and provide Weather-Tight Protection.
- Mounting: Wall Mount.

Design Pattern



Solid Face

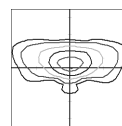


Square

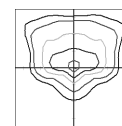


4 Square

Optic Distribution.



Type 3 (T3)

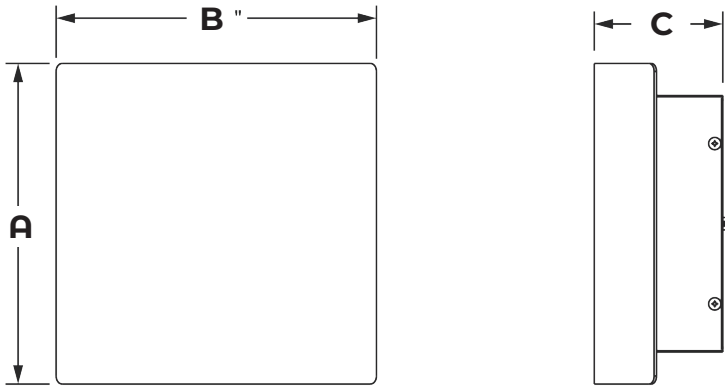
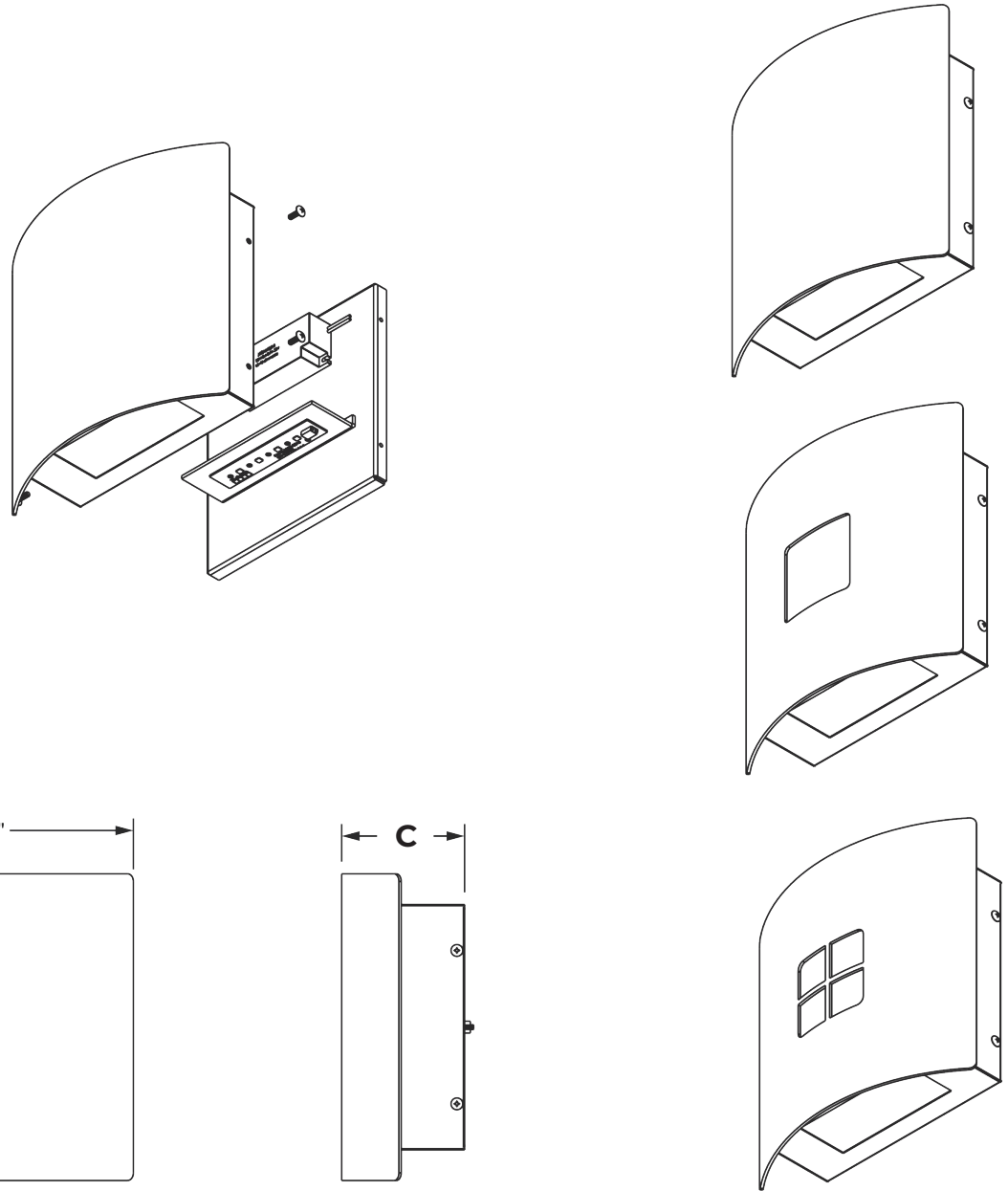


Type 4 (T4)

Example: CL-1022-SF-20CLED-T3-40K-MV-FAL-BRZ-PC



Cat #	Front Pattern	Wattage	Light Dist.	Color Temp.	Voltage	Lens	Mounting	Color	Options	
CL-1022	Solid Face (SF)	10W (10CLED)	Type 3 (T3)	3000K (30K)	120-277V (MV)	Frosted Acrylic Lens (FAL)	Wall Mount (WM)	Black (BLK)	Photo Cell (PC)	
	Square Design (SQD)	15W (15CLED)	Type 4 (T4)	4000K (40K)				White (WH)		Wireless Controls (WC)
	4 Squares Design (4SQD)	20W (20CLED)		5000K (50K)				Bronze (BRZ)		Emergency Battery Pack (EMR)
						Opal Acrylic Lens (OAL)		Silver (SIL)		
								Graphite (GPH)		
								Marine Grade (MG)		



Dimensions			
Cat#	A	B	C
CL-1022	10"	10"	4

Cat #	Input Power	Lumen Output	LPW	Color Temp. (CCT)	CRI	Rated Life (L70)	Input Voltage	HID Equivalent	HID Equivalent
CL-1022-10CLED	15W	1,836	183	5000K	70+	>200,000	120-277V	50/60HZ	35W MH
CL-1022-15CLED	15W	2,481	165	5000K	70+	>200,000	120-277V	50/60HZ	35W MH
CL-1022-20CLED	25W	2,896	144	5000K	70+	>200,000	120-277V	50/60HZ	50W HPS

Proudly Manufactured and Assembled in the USA