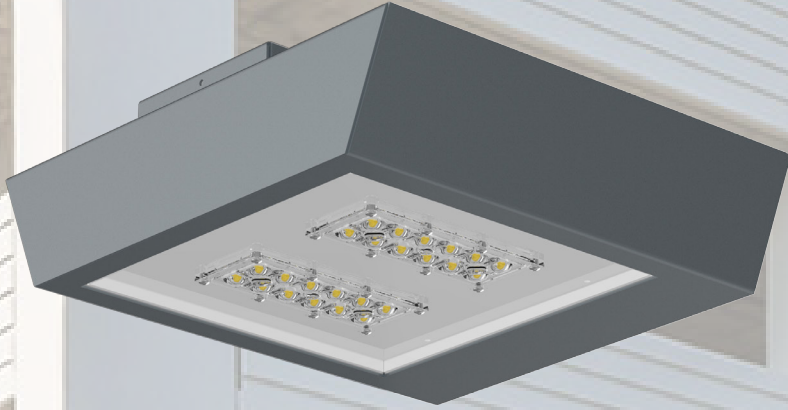
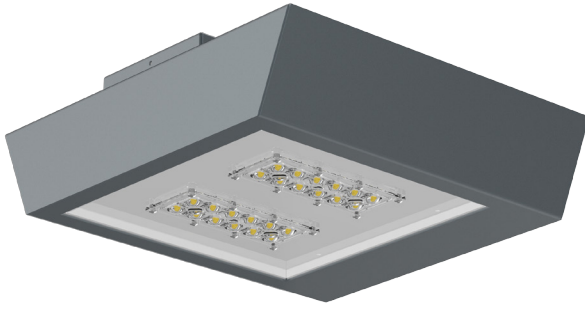


Century
LED Ceiling / Pendant Mount
DESIGN-FUNCTION-QUALITY

Crystal Lighting Corp.





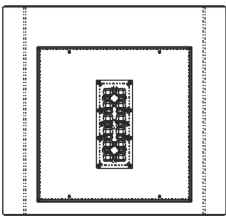
Century is perfect for illuminating interior locations such as: parking garages, canopies, and industrial/commercial spaces. This garage light fixture is designed for wet locations and includes a wide light distribution.
 -10 year / 100,000hrs Limited Warranty.

Features.

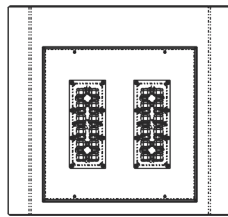
- Optical System designed for Parking Garages
- Energy Savings: Over 60% compared to HID light sources
- Improved lumen maintenance
- Utilizes high efficient Phillips Lumiled LED's
- Operating temperatures: -30°C ~ 60°C
- Driver: 0-10v dimmable, 120-277v, 50/60Hz,
- Suitable for wet locations
- Occupancy sensors and Photo Cell (Optional)
- Operating Life: 200,000 hours (L70)

Construction.

- Housing is formed with aluminum material
- Silicone Gasket to provide IP65 Protection
- 3mil Powder Coat (various colors available.)
- Clear Optic System
- Mounting: Mounting Directly Over a 4" "J" Box on Ceiling / Pendant Mount 12", 24" and 36" Long Stem.

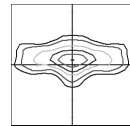


CNT-60W

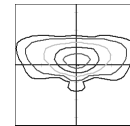


CNT-100W

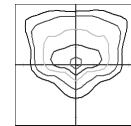
OPTIC DISTRIBUTION



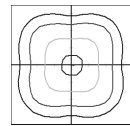
TYPE 2 (T2)



TYPE 3 (T3)



TYPE 4 (T4)



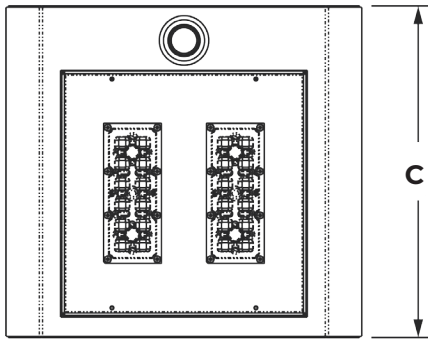
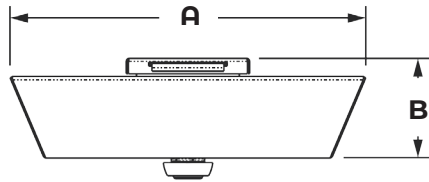
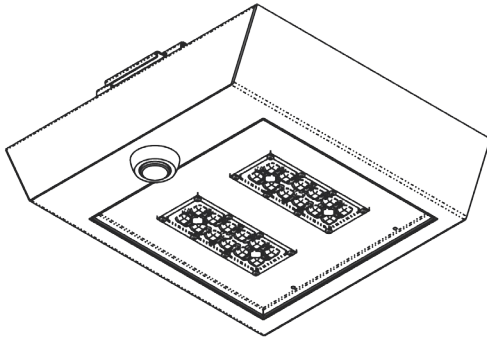
TYPE 5 (T5)

Example: CNT-20CLED-T2-40K-MV-BZ-CM-PC

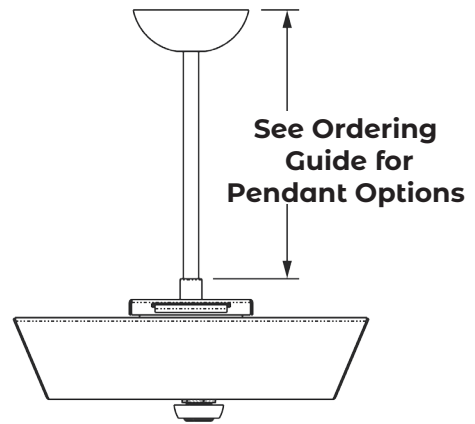
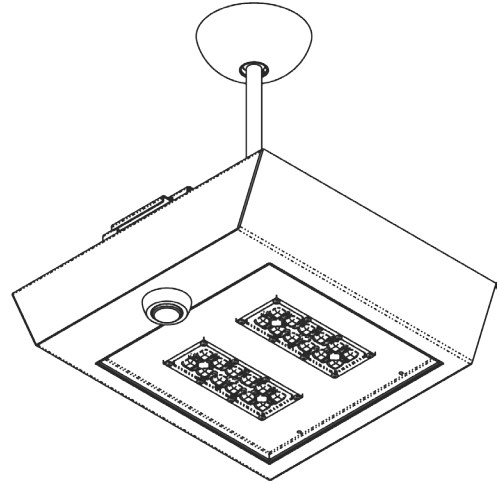


| Cat # | Wattage | Light Dist. | Color Temp. | Voltage | Finish | Mounting | Options |
|----------------------|--------------------------|-----------------------|-----------------------|-------------------------|--------------------------|------------------------------------|---|
| Century (CNT) | 20W (20CLED) | Type 2 (T2) | 3000K (30K) | 120-277V (MV) | Black (BLK) | Ceiling Mount (CM) | Motion Sensor (OCC) |
| | 30W (30CLED) | Type 3 (T3) | 4000K (40K) | 480V (HV) | White (WHT) | Pendant Mount 12" (PM12) | Button Photo Cell (PC) |
| | 40W (40CLED) | Type 4 (T4) | 5000K (50K) | | Silver (SLR) | 24" (PM24) | Wireless controls (WC) |
| | 60W (60CLED) | Type 5 (T5) | | | Bronze (BRZ) | 36" (PM36) | Emergency Battery Pack (EMR) |
| | 70W (70CLED) | | | | Graphite (GPH) | | |
| | 80W (80CLED) | | | | Custom (CST) | | |
| | 100W (100CLED) | | | | | | |
| | | | | | | | |
| | | | | | | | |
| | | | | | | | |

CNT-CM



CNT-PM



Dimensions

| Cat# | A | B | C | | EPA |
|----------|---------|--------|-----|-----|-----|
| CNT-CM | 17" 3/8 | 5" 7/8 | 16" | | .53 |
| CNT-P12 | 17" 3/8 | 5" 7/8 | 16" | 12" | .60 |
| CNT-PM24 | 17" 3/8 | 5" 7/8 | 16" | 24" | .67 |
| CNT-PM36 | 17" 3/8 | 5" 7/8 | 16" | 36" | .74 |

| Cat # | Input Power | Lumen Output | LPW | Color Temp. (CCT) | CRI | Rated Life (L70) | Input Voltage | HID Equivalent |
|-------------|-------------|--------------|-----|-------------------|-----|------------------|---------------|----------------|
| CNT-20CLED | 25W | 3,650 | 182 | 5000K | 70+ | >200,000 | 120-277V | 50W MH |
| CNT-30CLED | 35W | 5,222 | 174 | 5000K | 70+ | >200,000 | 120-277V | 70W PSMH |
| CNT-40CLED | 45W | 6,492 | 162 | 5000K | 70+ | >200,000 | 120-277V | 150W HPS |
| CNT-60CLED | 65W | 8,320 | 132 | 5000K | 70+ | >200,000 | 120-277V | 175W PSMH |
| CNT-70CLED | 75W | 9,986 | 142 | 5000K | 70+ | >200,000 | 120-277V | 250W HPS |
| CNT-80CLED | 85W | 10,340 | 129 | 5000K | 70+ | >200,000 | 120-277V | 250W MH |
| CNT-100CLED | 105W | 14,640 | 146 | 5000K | 70+ | >200,000 | 120-277V | 400W PSMH |

Proudly Manufactured and Assembled in the USA